

COMMONWEALTH OF PENNSYLVANIA

Board of Probation and Parole

MONTHLY PROGRAM REPORT

August 2007



Edward G. Rendell
Governor

Catherine C. McVey
Chairman

C. James Fox
Member

Jeffrey R. Imboden
Member

Benjamin A. Martinez
Member

Judith E. Viglione
Member

Michael L. Green
Member

Matthew T. Mangino, Esq
Member

Gerard N. Massaro, Ph.D.
Member

Lloyd A. White
Member

Carol Lavery
Victim Advocate

PBPP
AN EQUAL OPPORTUNITY EMPLOYER

**Table 1
WORKLOAD AND POPULATION CHANGES BY REGION / DISTRICT
August 2007**

REGION / DISTRICT	Beginning Fiscal Yr ¹ July 2007	Current Month Population	Fiscal YTD Index	Additions	Deletions		Number of Agents ²	Average Workload	Total Workload
					Recommits/ Revocations	Other Deletions			
CHESTER	2,307	2,306	100	86	45	93	32	129	4,117
PHILADELPHIA	8,776	8,833	101	346	118	187	108	137	14,769
EASTERN REGION	11,083	11,139	101	432	163	280	140	135	18,886
ALLENTOWN	3,399	3,510	103	194	50	62	42	148	6,199
HARRISBURG	3,792	3,836	101	179	51	96	48	144	6,890
SCRANTON	1,520	1,551	102	64	19	36	23	125	2,881
WILLIAMSPORT	837	844	101	29	11	22	12	137	1,647
CENTRAL REGION	9,548	9,741	102	466	131	216	125	141	17,616
ALTOONA	1,124	1,160	103	51	16	15	16	145	2,324
MERCER	2,611	2,611	100	157	44	107	38	133	5,069
ERIE	1,294	1,281	99	65	24	34	18	132	2,378
PITTSBURGH	3,908	3,953	101	179	68	80	59	122	7,204
WESTERN REGION	8,937	9,005	101	452	152	236	131	130	16,976
TOTAL Supervised	29,568	29,885	101	1,350	446	732	396	135	53,478

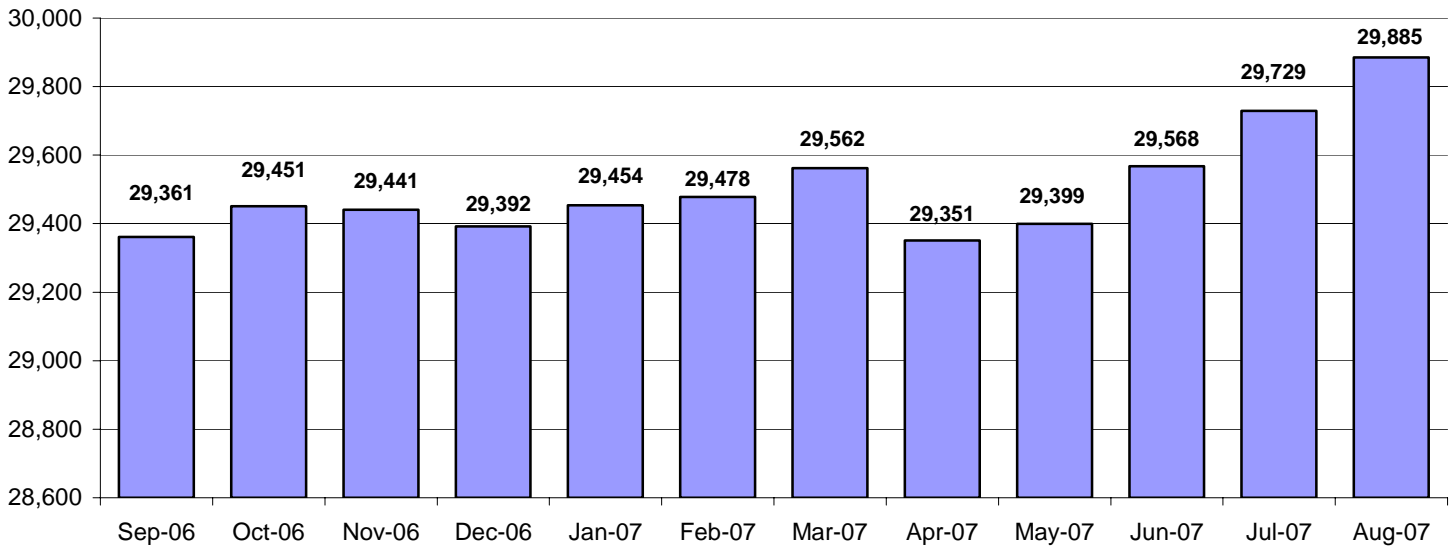
¹ effective June 30

² Filled agent positions

PA Offenders in Other States	2,672	2,666	100	50	22	73
------------------------------	--------------	--------------	------------	-----------	-----------	-----------

- The average caseload per agent in August was 75.
- The average workload per agent in August was 135. The workload per agent standard is 131.

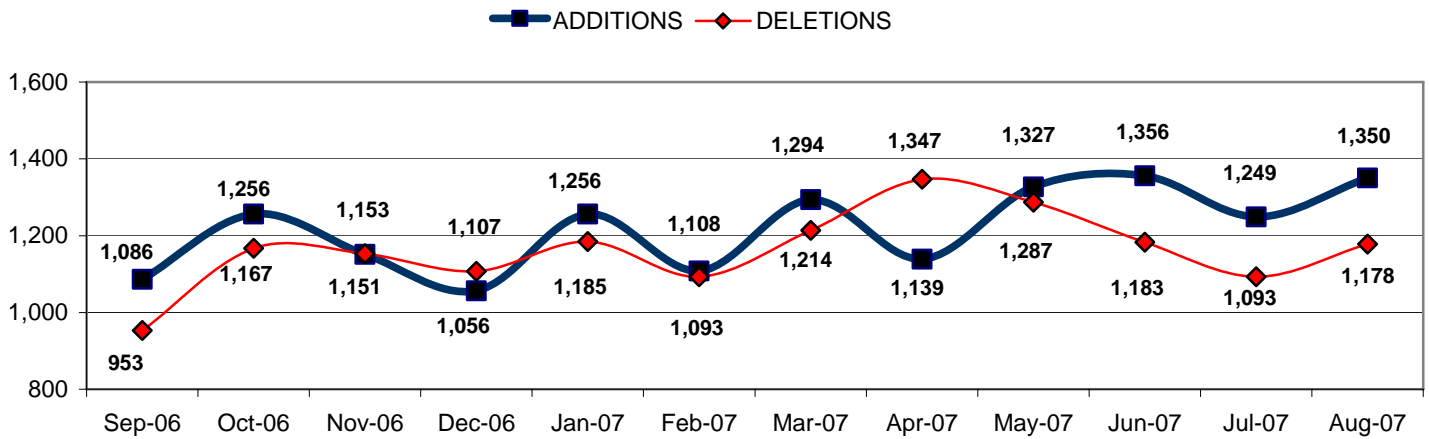
Population - Retrospective Year View



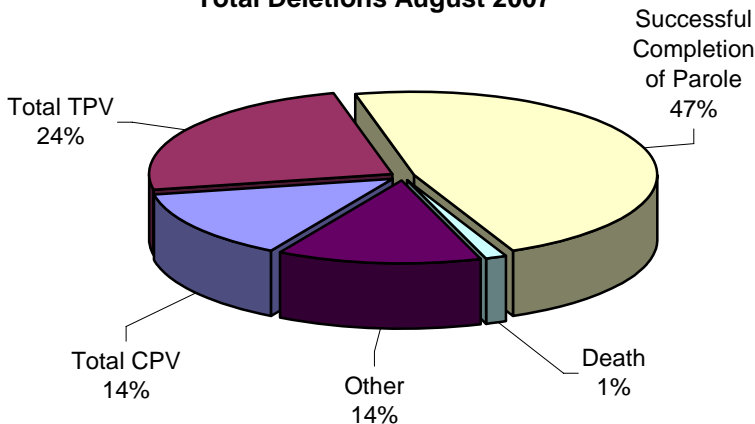
**Table 2
SUPERVISED POPULATION ADDITIONS AND DELETIONS
August 2007**

Population Additions and Deletions	Parole	ReParole	Special County Probation	Special County Parole	Other States' Parole	Other States' Probation	Monthly Total	Fiscal YTD Total
ADDITIONS	668	242	180	64	26	170	1,350	2,599
DELETIONS-RECOMMITMENTS								
<i>Convicted Parole Violator</i>								
State Corrections	100	26	4	0	0	0	130	258
County Corrections	8	0	14	5	0	0	27	56
Other States	0	0	0	0	0	2	2	4
Total Convicted Parole Violator	108	26	18	5	0	2	159	318
<i>Technical Parole Violator</i>								
State Corrections	154	86	0	1	0	0	241	444
County Corrections	14	1	19	11	0	0	45	100
Other States	0	0	0	0	1	0	1	2
Total Technical Parole Violator	168	87	19	12	1	0	287	546
TOTAL RECOMMITMENTS	276	113	37	17	1	2	446	864
Deletion Successful Completion	265	86	94	40	12	57	554	1,059
Deletion Death	11	3	2	1	0	0	17	37
Deletion Other	26	7	27	4	8	89	161	311
TOTAL DELETIONS	578	209	160	62	21	148	1,178	2,271

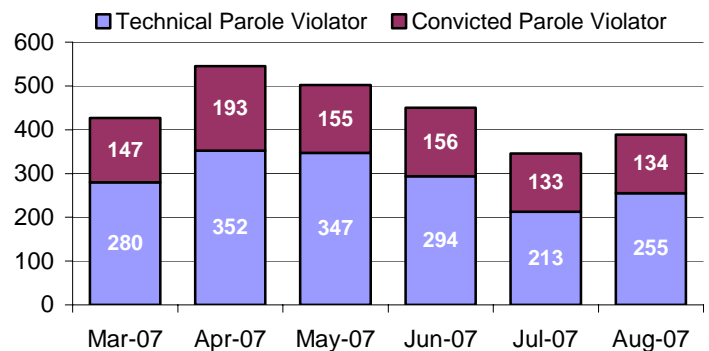
Population Additions & Deletions-Retrospective Year View



Total Deletions August 2007



State Sentence Parole Revocations*



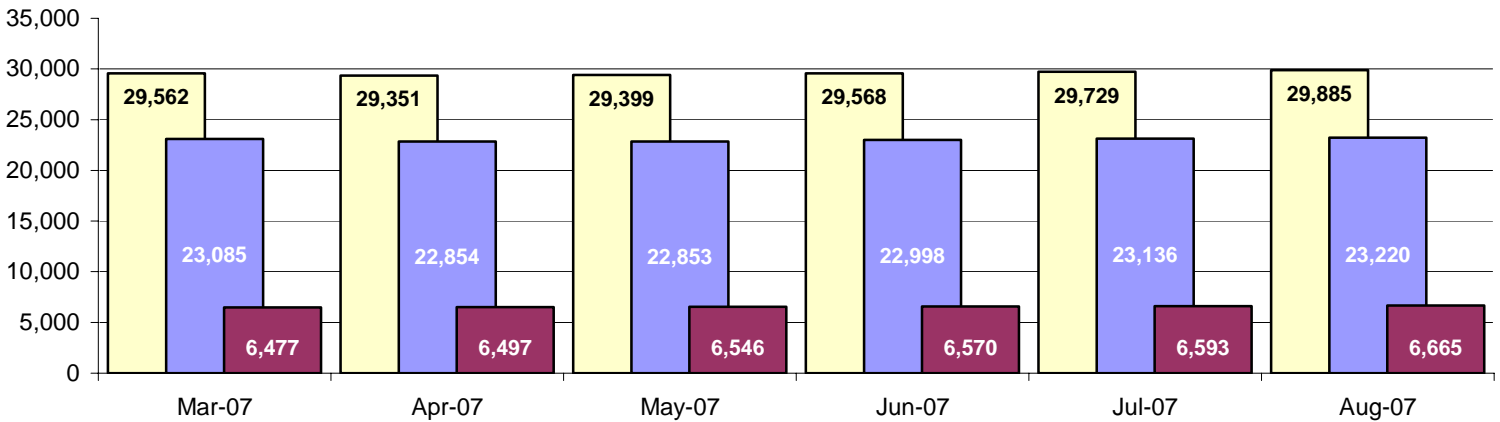
* These revocations represent field case closure records and are dependent on case processing.

Table 3
SUPERVISED POPULATION BY ORIGINATING JURISDICTION and REGION / DISTRICT
August 2007

Region / District	PA Parole State Sentence				County		Other States		Total Population
	State Prisons	Boot Camp	County Prisons	Subtotal	Special Probation	Special Parole	Parole	Probation	
Chester	1,335	73	218	1,626	302	2	51	325	2,306
Philadelphia	6,751	227	348	7,326	771	5	120	611	8,833
Eastern Region	8,086	300	566	8,952	1,073	7	171	936	11,139
Allentown	2,240	141	380	2,761	270	4	81	394	3,510
Harrisburg	2,702	187	218	3,107	323	3	57	346	3,836
Scranton	786	19	252	1,057	97	3	72	322	1,551
Williamsport	548	23	46	617	102	11	21	93	844
Central Region	6,276	370	896	7,542	792	21	231	1,155	9,741
Altoona	726	24	93	843	189	14	21	93	1,160
Mercer	576	14	25	615	1,200	695	15	86	2,611
Erie	896	33	54	983	157	48	19	74	1,281
Pittsburgh	2,639	201	89	2,929	648	49	65	262	3,953
Western Region	4,837	272	261	5,370	2,194	806	120	515	9,005
Total	19,199	942	1,723	21,864	4,059	834	522	2,606	29,885
Percent of Total	64%	3%	6%	73%	13%	3%	2%	9%	100%

Parole and Probation Supervised Populations

□ Total Population □ Parole ■ Probation



Supervised State Sentence Cases

□ Total State Sentence Cases ■ State Prison Cases □ County Prison Cases ■ Boot Camp Cases

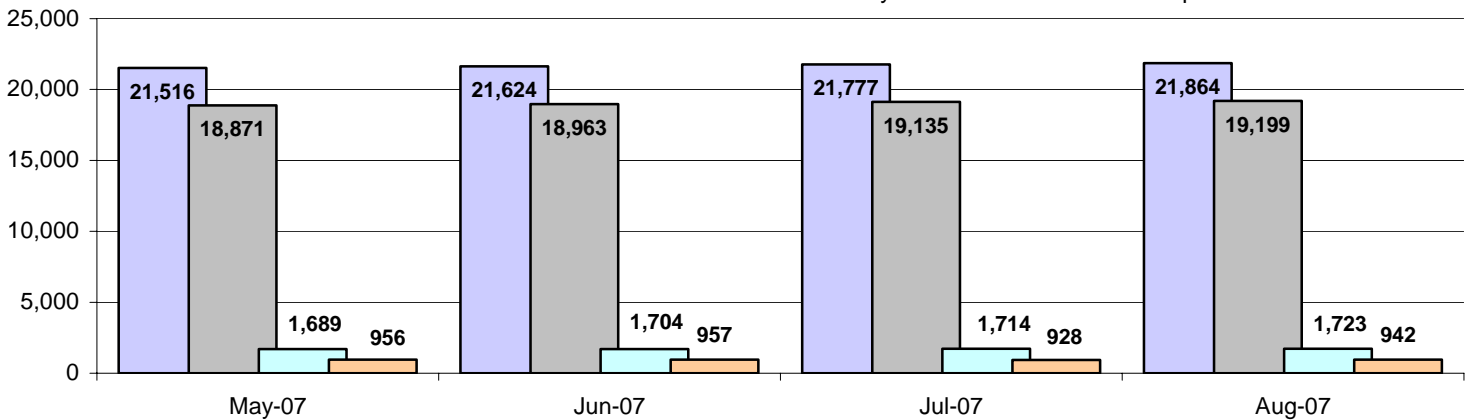


Table 4
SUPERVISED POPULATION BY GRADE OF SUPERVISION and REGION / DISTRICT
August 2007

Region / District	Reporting						Non-Reporting		Total Population
	Enhanced	Maximum	Medium	Minimum	Not Classified	Subtotal	Absconder	Detainees	
Chester	20	452	605	693	24	1,794	71	441	2,306
Philadelphia	80	1,999	1,231	2,752	49	6,111	684	2,038	8,833
Eastern Region	100	2,451	1,836	3,445	73	7,905	755	2,479	11,139
Allentown	22	609	725	1,178	2	2,536	243	731	3,510
Harrisburg	24	731	702	1,465	16	2,938	190	708	3,836
Scranton	7	168	363	732	4	1,274	36	241	1,551
Williamsport	0	98	173	472	1	744	8	92	844
Central Region	53	1,606	1,963	3,847	23	7,492	477	1,772	9,741
Altoona	8	169	328	431	0	936	34	190	1,160
Mercer	5	218	618	1,359	2	2,202	73	336	2,611
Erie	2	195	307	522	2	1,028	31	222	1,281
Pittsburgh	51	899	839	1,163	3	2,955	146	852	3,953
Western Region	66	1,481	2,092	3,475	7	7,121	284	1,600	9,005
Total	219	5,538	5,891	10,767	103	22,518	1,516	5,851	29,885
Percent of Total	1%	18%	20%	36%	0%	75%	5%	20%	100%

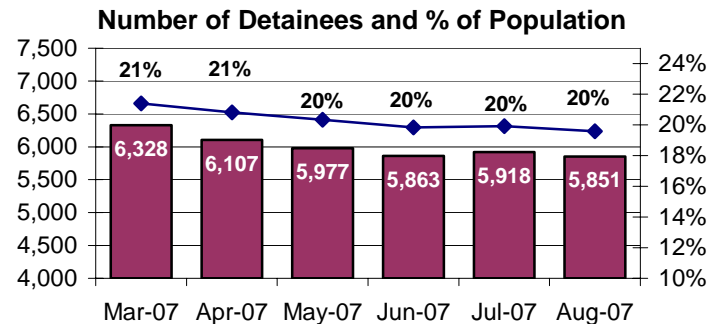
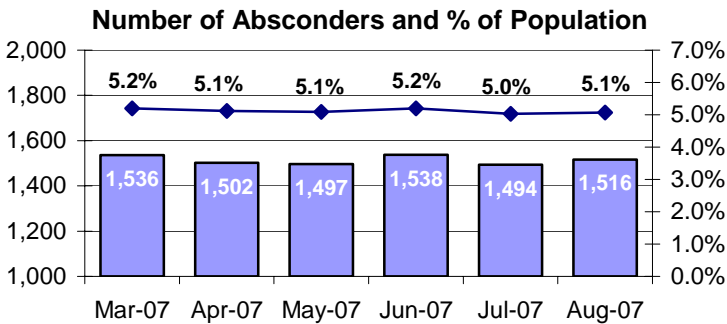
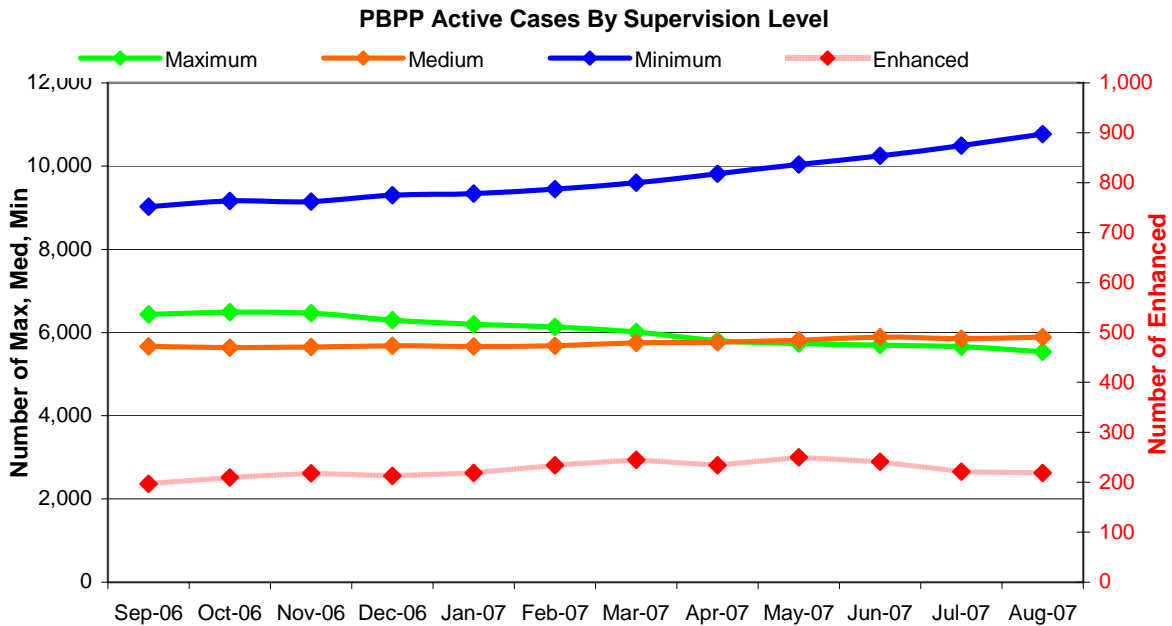
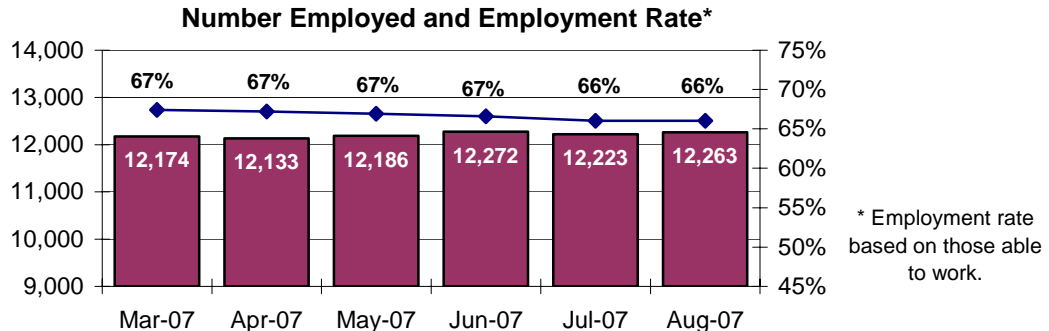


Table 5
SUPERVISED POPULATION BY GENDER, RACE and REGION / DISTRICT
August 2007

Region / District	Male			Female			Percent Male	Percent Female	Total Population
	White	Non White	Total	White	Non White	Total			
Chester	907	1,227	2,134	120	52	172	93%	7%	2,306
Philadelphia	1,041	7,235	8,276	124	433	557	94%	6%	8,833
EASTERN REGION	1,948	8,462	10,410	244	485	729	93%	7%	11,139
Allentown	1,408	1,728	3,136	239	135	374	89%	11%	3,510
Harrisburg	1,692	1,723	3,415	274	147	421	89%	11%	3,836
Scranton	1,033	295	1,328	192	31	223	86%	14%	1,551
Williamsport	568	80	648	168	28	196	77%	23%	844
CENTRAL REGION	4,701	3,826	8,527	873	341	1,214	88%	12%	9,741
Altoona	890	122	1,012	136	12	148	87%	13%	1,160
Mercer	1,732	366	2,098	440	73	513	80%	20%	2,611
Erie	719	390	1,109	133	39	172	87%	13%	1,281
Pittsburgh	1,740	1,856	3,596	237	120	357	91%	9%	3,953
WESTERN REGION	5,081	2,734	7,815	946	244	1,190	87%	13%	9,005
TOTAL	11,730	15,022	26,752	2,063	1,070	3,133	90%	10%	29,885

Table 6
SUPERVISED POPULATION BY EMPLOYMENT STATUS and REGION / DISTRICT
August 2007

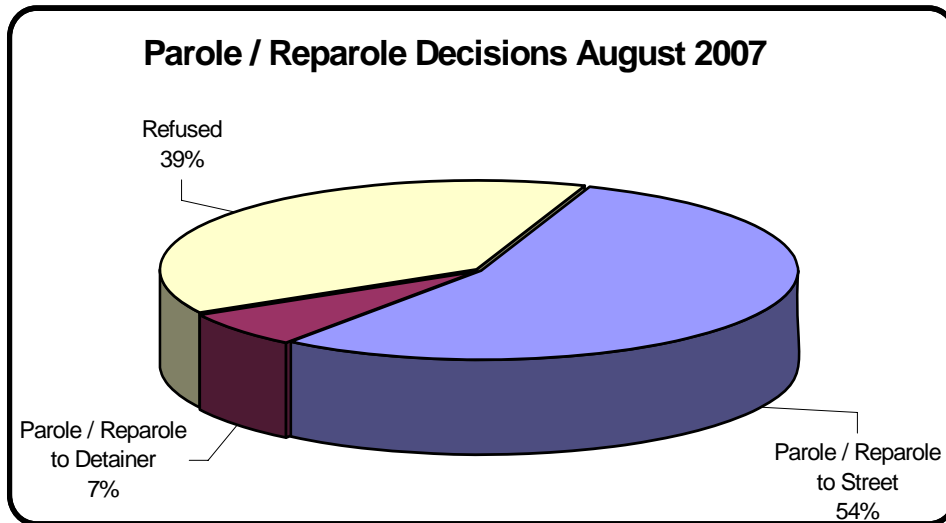
Region / District	Employed	Unemployed	Unemployment Rate	Unable to Work	Unknown	Non Reporting	Total Population
Chester	928	602	39%	258	6	512	2,306
Philadelphia	2,953	2,248	43%	895	15	2,722	8,833
EASTERN REGION	3,881	2,850	42%	1,153	21	3,234	11,139
Allentown	1,595	415	21%	526	0	974	3,510
Harrisburg	1,672	894	35%	362	10	898	3,836
Scranton	712	389	35%	168	5	277	1,551
Williamsport	519	118	19%	107	0	100	844
CENTRAL REGION	4,498	1,816	29%	1,163	15	2,249	9,741
Altoona	583	189	24%	164	0	224	1,160
Mercer	1,114	613	35%	475	0	409	2,611
Erie	577	226	28%	224	1	253	1,281
Pittsburgh	1,610	610	27%	734	1	998	3,953
WESTERN REGION	3,884	1,638	30%	1,597	2	1,884	9,005
TOTAL	12,263	6,304	34%	3,913	38	7,367	29,885



**Table 7
BOARD DECISIONS
August 2007**

Type of Decision	Total
Parole / Reparole to Street	994
Parole / Reparole to Detainer	123
Refused	703
Total Considered	1,820
Percent Granted	61%

Recommitments as TPV	399
Recommitments as CPV	108
Recommitments as CPV and TPV	55
Total Recommitments	562
Refer to Prior Action	168
Assigned by Courts	457
Other Decisions	799
Total Decisions	3,806

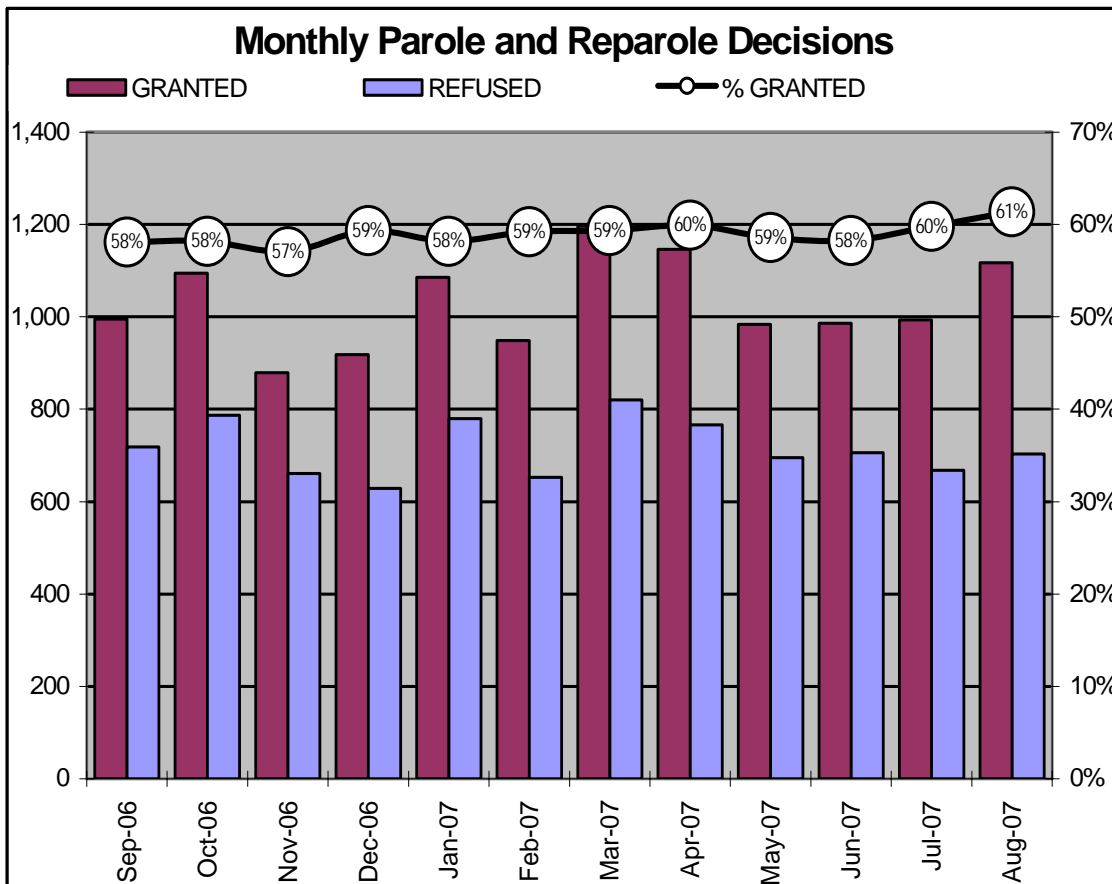


Grant Rate by Interview Type and Offense Category

Interview Type	Violent Offense	Nonviolent Offense	Overall
Minimum	51%	77%	68%
Minimum Review	39%	59%	46%
Violator	59%	82%	70%
Subsequent	69%	74%	70%
Total	49%	74%	61%

Table 8
MONTHLY PAROLE and REPAROLE DECISIONS
August 2007

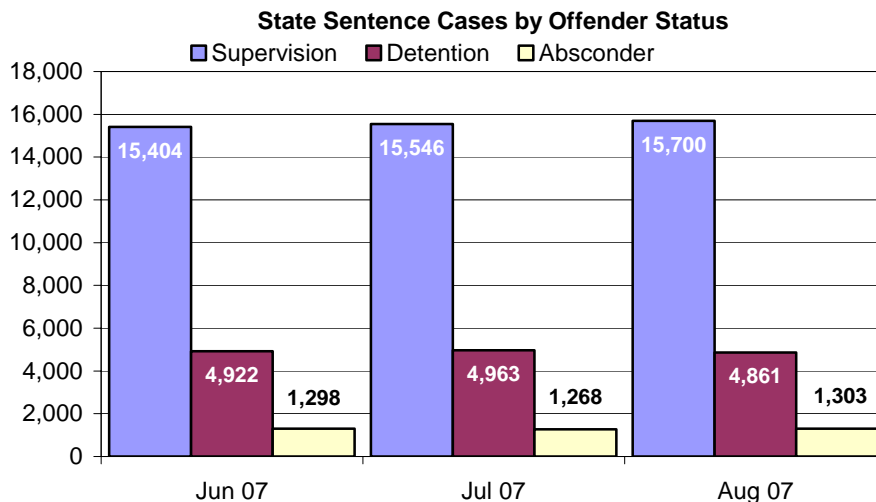
MONTH-YEAR	GRANTED	REFUSED	CONSIDERED	% GRANTED
Sep-06	995	718	1,713	58%
Oct-06	1,095	787	1,882	58%
Nov-06	879	661	1,540	57%
Dec-06	918	629	1,547	59%
Jan-07	1,086	780	1,866	58%
Feb-07	949	653	1,602	59%
Mar-07	1,197	820	2,017	59%
Apr-07	1,146	766	1,912	60%
May-07	984	695	1,679	59%
Jun-07	986	706	1,692	58%
Jul-07	994	668	1,662	60%
Aug-07	1,117	703	1,820	61%
Monthly Average Over 12 Months	1,029	716	1,744	59%



PBPP Population Breakdown By Place of Incarceration/Jurisdiction – August 2007

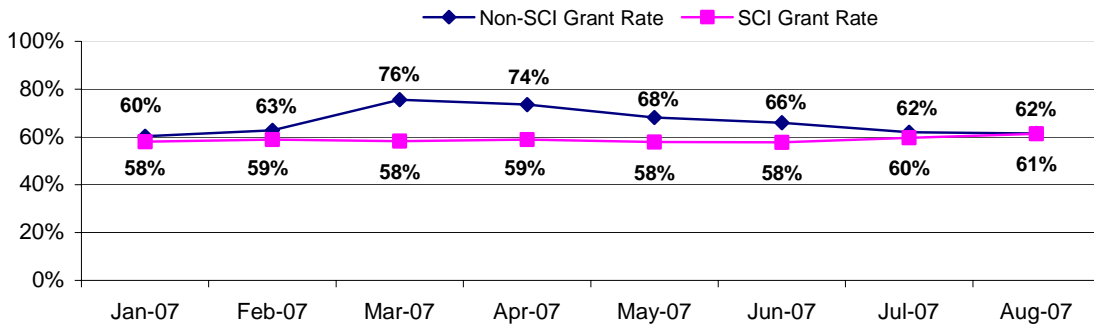
Offender Status - August 2007					
Status	State Prison	County Prison	County Sentence	Other States Cases	Total
Supervision	14,420	1,280	3,875	2,943	22,518
Absconder	1,228	75	211	2	1,516
Detention	4,493	368	807	183	5,851
Total	20,141	1,723	4,893	3,128	29,885

PBPP Monthly Population Profile						
Offender Status	Mar 07	Apr 07	May 07	Jun 07	Jul 07	Aug 07
State sentence from state institution	20,027	19,832	19,827	19,920	20,063	20,141
Supervision	13,832	13,846	13,933	14,125	14,269	14,420
Absconder	1,218	1,197	1,185	1,225	1,198	1,228
Detention	4,977	4,789	4,709	4,570	4,596	4,493
State sentence from county prison	1,723	1,702	1,689	1,704	1,714	1,723
Supervision	1,264	1,258	1,254	1,279	1,277	1,280
Absconder	72	78	79	73	70	75
Detention	387	366	356	352	367	368
County sentence Prob & Parole	4,773	4,751	4,810	4,853	4,850	4,893
Supervision	3,768	3,769	3,845	3,854	3,856	3,875
Absconder	244	225	230	237	223	211
Detention	761	757	735	762	771	807
Other state's sentence Prob & Parole	3,039	3,066	3,073	3,091	3,102	3,128
Supervision	2,834	2,869	2,893	2,909	2,915	2,943
Absconder	2	2	3	3	3	2
Detention	203	195	177	179	184	183
PBPP Population end of month	29,562	29,351	29,399	29,568	29,729	29,885



PBPP Population Breakdown By Place of Incarceration/Jurisdiction – August 2007

Monthly Count of Board Actions							
Type of Decision	Non-SCI			SCI			Total Board Actions
	Grant	Refuse	Total	Grant	Refuse	Total	
September 2006	84	38	122	911	680	1,591	1,713
October 2006	72	44	116	1,023	743	1,766	1,882
November 2006	88	35	123	791	626	1,417	1,540
December 2006	85	30	115	833	599	1,432	1,547
January 2007	76	50	126	1,010	730	1,740	1,866
February 2007	74	44	118	875	609	1,484	1,602
March 2007	96	31	127	1,101	789	1,890	2,017
April 2007	100	36	136	1,046	730	1,776	1,912
May 2007	75	35	110	909	660	1,569	1,679
June 2007	68	35	103	918	671	1,589	1,692
July 2007	67	41	108	927	627	1,554	1,662
August 2007	64	40	104	1,053	663	1,716	1,820
2007 Total	620	312	932	7,839	5,479	13,318	14,250



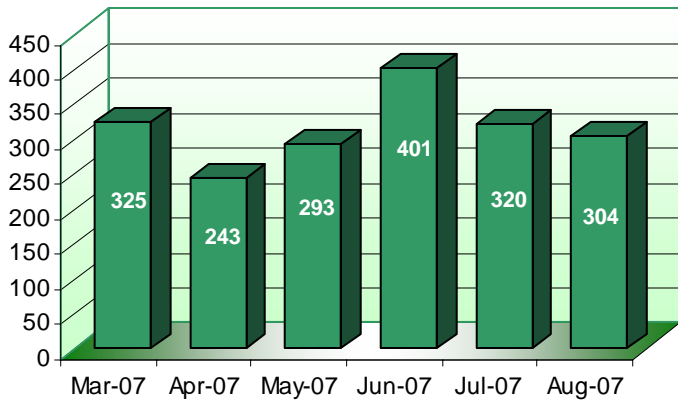
Additions and Deletions						
	Mar-07	Apr-07	May-07	Jun-07	Jul-07	Aug-07
Total Additions	1,294	1,139	1,327	1,356	1,249	1,350
State sentence - SCI	776	680	810	868	804	838
State sentence - Cnty Prison	88	84	77	95	72	72
County sentence Prob & Parole	237	193	270	225	223	244
Other state's sentence	193	182	170	168	150	196
Total Deletions	1,214	1,347	1,287	1,183	1,093	1,178
State sentence - SCI	706	842	796	731	639	729
<i>Technical Violator</i>	261	324	325	270	202	240
<i>Convicted Violator</i>	135	175	147	146	127	126
<i>Successful Completion</i>	274	305	302	277	284	322
<i>Other Case Closure</i>	36	38	22	38	26	41
State sentence - Cnty Prison	76	94	80	76	52	58
<i>Technical Violator</i>	19	28	22	24	11	15
<i>Convicted Violator</i>	12	18	8	10	6	8
<i>Successful Completion</i>	41	42	47	39	32	29
<i>Other Case Closure</i>	4	6	3	3	3	6
County sentence Prob & Parole	265	253	246	224	258	222
<i>Technical Violator</i>	57	52	49	34	45	31
<i>Convicted Violator</i>	23	29	29	21	24	23
<i>Successful Completion</i>	131	105	101	129	131	134
<i>Other Case Closure</i>	54	67	67	40	58	34
Other state's sentence	167	158	165	152	144	169
<i>Technical Violator</i>	2	2	1	1	1	1
<i>Convicted Violator</i>	3	1	3	3	2	2
<i>Successful Completion</i>	66	72	68	68	58	69
<i>Other Case Closure</i>	96	83	93	80	83	97
PBPP Population end of month	29,562	29,351	29,399	29,568	29,729	29,885

August 2007 Eastern Region Highlights

- The Eastern Region population was 11,139 or 37% of the 29,885 August 2007 statewide population.

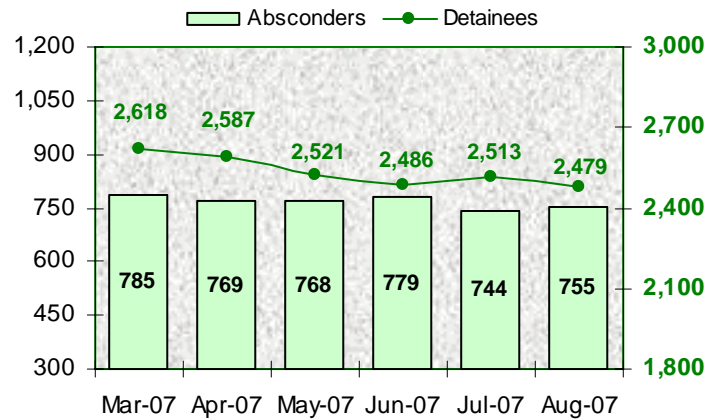
District Office	State Sentence Additions	% Change from Prior Month	State Sentence Parole Violators	% Change from Prior Month	Number of Absconders	% Change from Prior Month	Number of Employed	% Change from Prior Month
Chester	42	-21%	41	95%	71	-3%	928	-2%
Philadelphia	262	-2%	111	8%	684	2%	2,953	0%
<i>Eastern Region</i>	304	-5%	152	23%	755	1%	3,881	-1%

State Sentence Additions



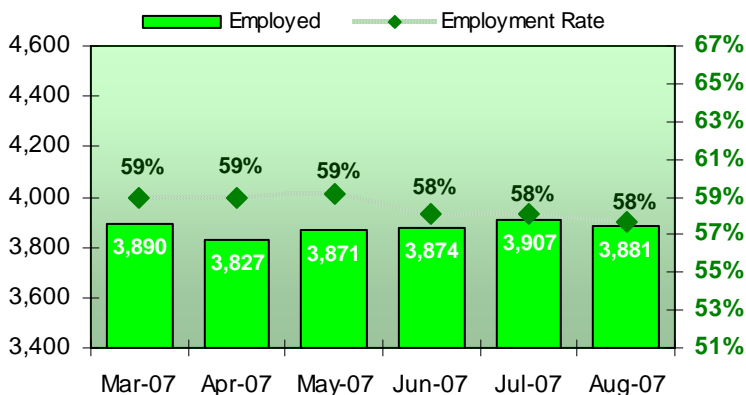
- The Eastern Region's previous six-month average number of state sentence additions is 305. August 2007 amount is less than 1% below the previous six-month average.
- In August 2007, the Eastern Region accounted for 33% of the statewide total of 910 state sentence additions.

Number of Absconders and Detainees



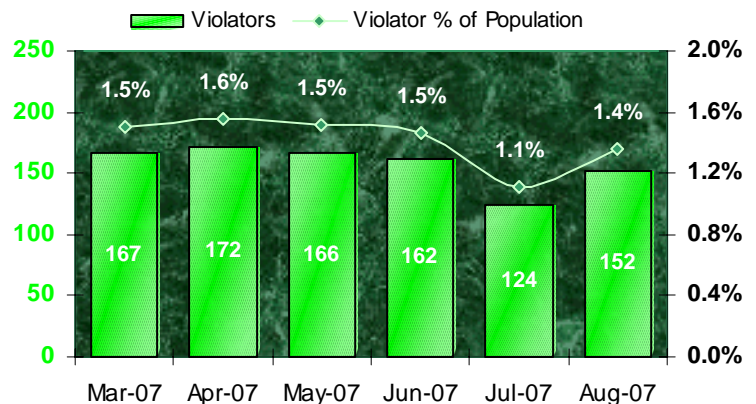
- In August 2007, the 755 absconders represented a decrease of 2% below the previous six-month average of 773, and the 2,479 detainees represented a decrease of 3% below the previous six-month average of 2,560.
- The Eastern Region accounted for 50% of the 1,516 statewide absconders and 42% of the 5,851 statewide detainees in August 2007.

Number Employed and Employment Rate*



- The August 2007 employment rate was one percentage point less than the previous six-month average of 59%.
- The number of employed parolees in August 2007 was just slightly above the previous six-month average of 3,878.

State Sentence Parole Revocations



- The Eastern Region accounted for 39% of the 389 statewide state sentence parole violator revocation field case closures in August 2007.
- The 152 Eastern Region state sentence parole violators in August 2007 consisted of 36 convicted parole violators (24%) and 116 technical parole violators (76%).

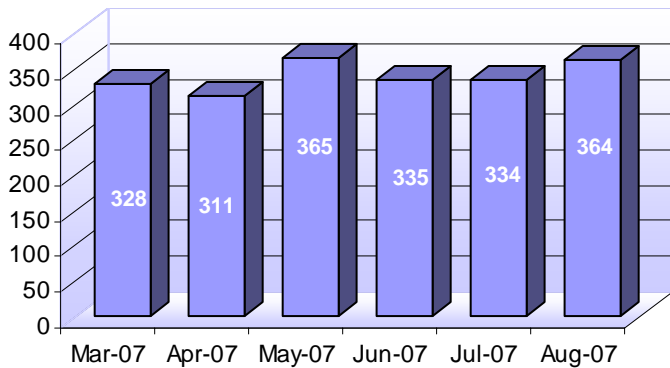
* Employment rate based on those parolees who are able to work.

August 2007 Central Region Highlights

- The Central Region population was 9,741 or 33% of the 29,885 August 2007 statewide population.

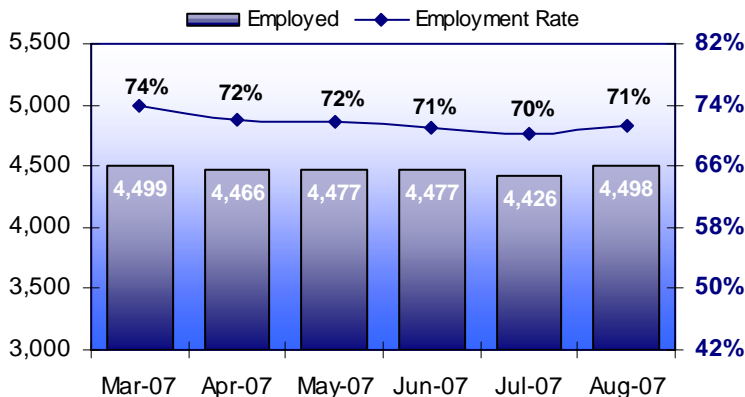
District Office	State Sentence Additions	% Change from Prior Month	State Sentence Parole Violators	% Change from Prior Month	Number of Absconders	% Change from Prior Month	Number of Employed	% Change from Prior Month
Allentown	159	21%	50	0%	243	1%	1,595	4%
Harrisburg	148	20%	47	-10%	190	7%	1,672	0%
Scranton	42	-18%	16	45%	36	29%	712	-2%
Williamsport	15	-48%	10	-29%	8	-20%	519	3%
Central Region	364	9%	123	-3%	477	5%	4,498	2%

State Sentence Additions



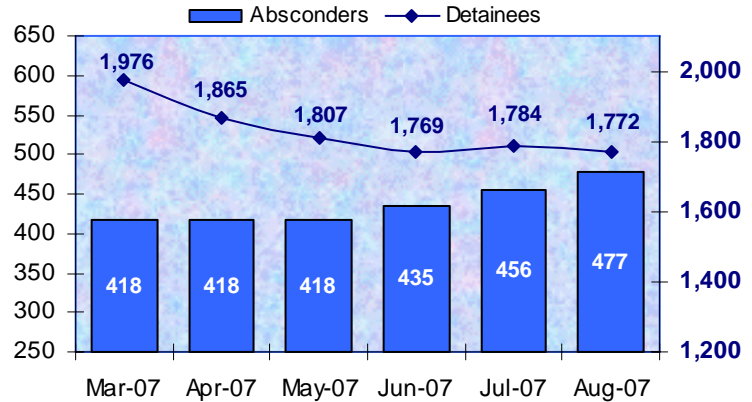
- The Central Region's previous six-month average number of state sentence additions is 327. August 2007 amount is 11% greater than the previous six-month average.
- In August 2007, the Central Region accounted for 40% of the statewide total of 910 state sentence additions.

Number Employed and Employment Rate*



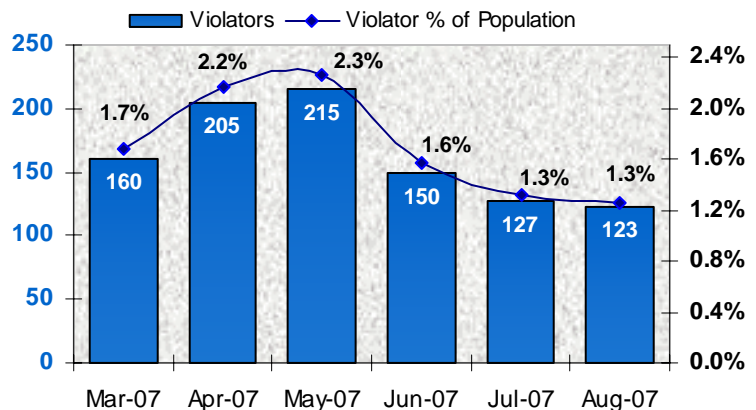
- The August 2007 employment rate was one percentage point less than the previous six-month average of 72%.
- The number of employed parolees in August 2007 was 0.5% more than the previous six-month average of 4,476.

Number of Absconders and Detainees



- In August 2007, the 477 absconders represented an 11% increase over the previous six-month average of 431, and the 1,772 detainees represented a decrease of 5% below the previous six-month average of 1,859.
- The Central Region accounted for 31% of the 1,516 statewide absconders and 30% of the 5,851 statewide detainees in August 2007.

State Sentence Parole Revocations



- The Central Region accounted for 32% of the 389 statewide state sentence parole violator revocation field case closures in August 2007.
- The 123 Central Region state sentence parole violators in August 2007 consisted of 54 convicted parole violators (44%) and 69 technical parole violators (56%).

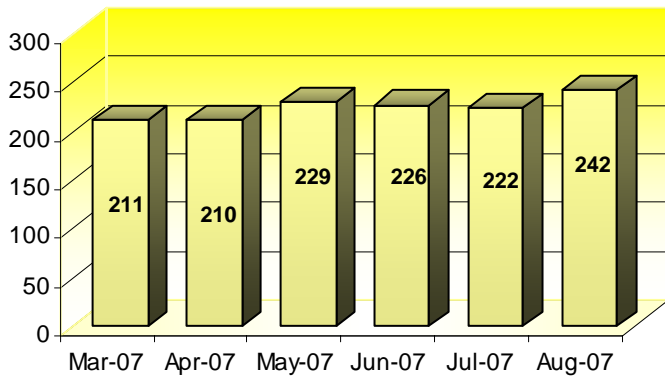
* Employment rate based on those parolees who are able to work.

August 2007 Western Region Highlights

- The Western Region population was 9,005 or 30% of the 29,885 August 2007 statewide population.

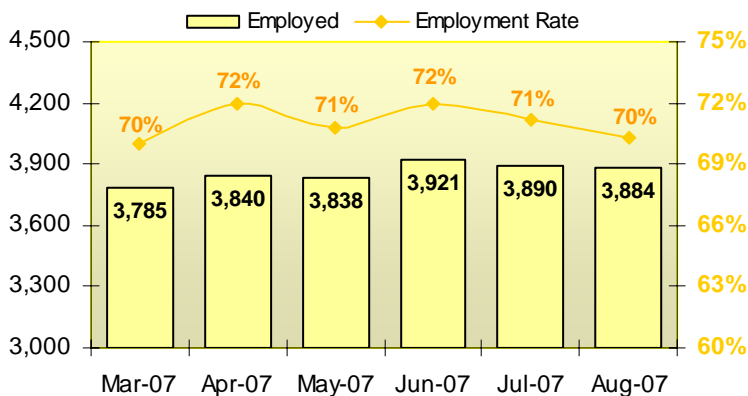
District Office	State Sentence Additions	% Change from Prior Month	State Sentence Parole Violators	% Change from Prior Month	Number of Absconders	% Change from Prior Month	Number of Employed	% Change from Prior Month
Altoona	37	37%	12	0%	34	13%	583	2%
Mercer	24	41%	16	60%	73	-10%	1,114	-1%
Erie	47	12%	23	77%	31	-6%	577	-1%
Pittsburgh	134	-1%	63	5%	146	-3%	1,610	0%
<i>Western Region</i>	242	9%	114	20%	284	-3%	3,884	0%

State Sentence Additions



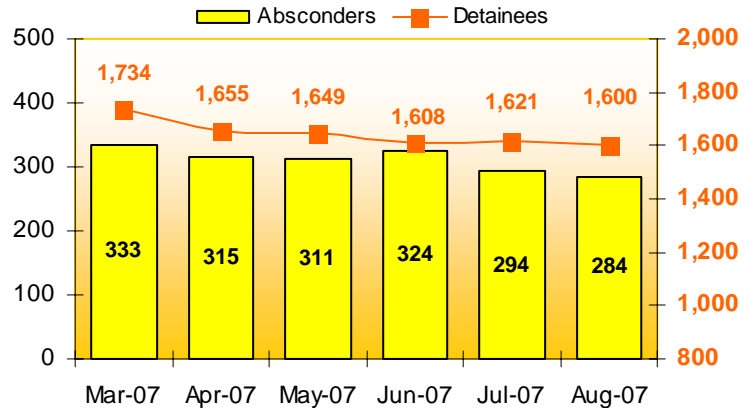
- The Western Region's previous six-month average number of state sentence additions is 216. August 2007 amount is 12% more than the previous six-month average.
- In August 2007, the Western Region accounted for 27% of the statewide total of 910 state sentence additions.

Number Employed and Employment Rate*



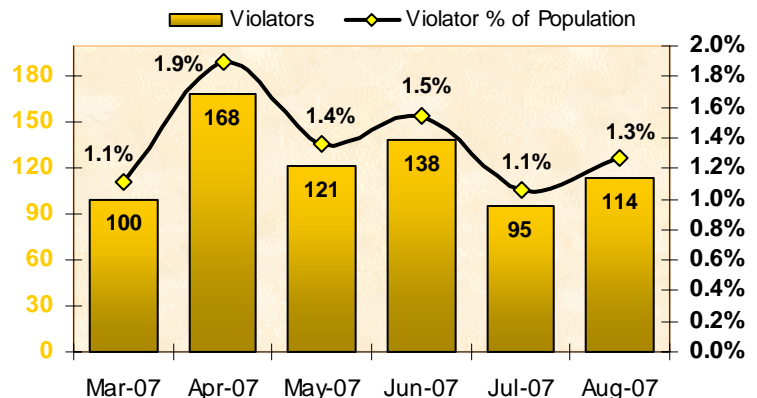
- The August 2007 employment rate was one percentage point less than the previous six-month average of 71%.
- The number of employed parolees in August 2007 was 1% more than the previous six-month average of 3,832.

Number of Absconders and Detainees



- In August 2007, the 284 absconders represented an 11% decrease from the previous six-month average of 319, and the 1,600 detainees represented a decrease of 4% below the previous six-month average of 1,671.
- The Western Region accounted for 19% of the 1,516 statewide absconders and 27% of the 5,851 statewide detainees in August 2007.

State Sentence Parole Revocations



- The Western Region accounted for 29% of the 389 statewide state sentence parole violator revocation field case closures in August 2007.
- The 114 Western Region state sentence parole violators in August 2007 consisted of 44 convicted parole violators (39%) and 70 technical parole violators (61%).

* Employment rate based on those parolees who are able to work.